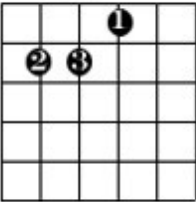
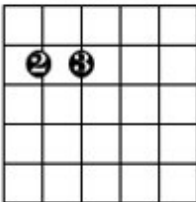
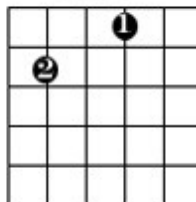
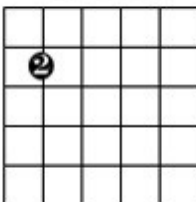
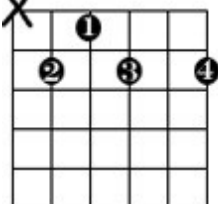
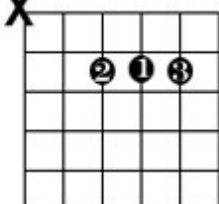
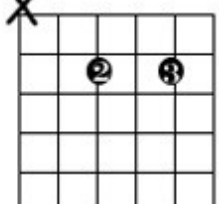
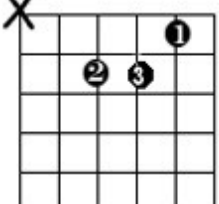
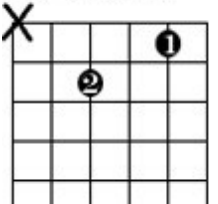
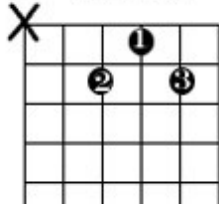
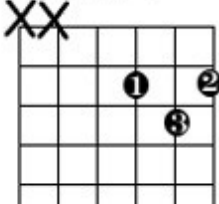
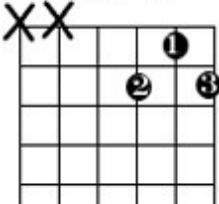
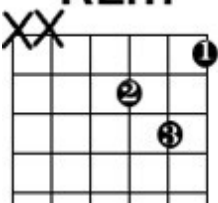
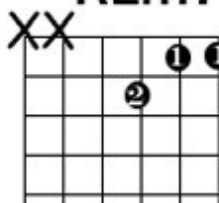
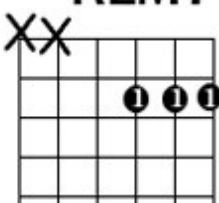
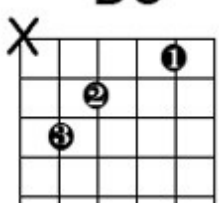
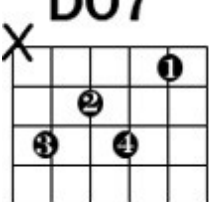
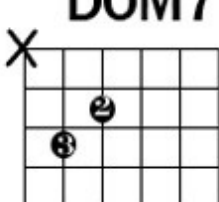
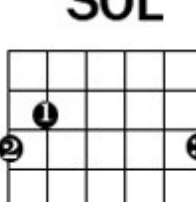


# GLI ACCORDI DELLA CHITARRA

Le righe orizzontali rappresentano i tasti della chitarra. Le righe verticali rappresentano le corde della chitarra. Le dita sono così numerate:

- 1- dito indice
- 2- dito medio
- 3- dito anulare
- 4- mignolo

<b>MI</b> 	<b>MIm</b> 	<b>MI7</b> 	<b>MIm7</b> 
<b>SI7</b> 	<b>LA</b> 	<b>LA7</b> 	<b>LAm</b> 
<b>LAm7</b> 	<b>LAM7</b> 	<b>RE</b> 	<b>RE7</b> 
<b>REm</b> 	<b>REm7</b> 	<b>REM7</b> 	<b>DO</b> 
<b>DO7</b> 	<b>DOM7</b> 	<b>SOL</b> 	<b>SOL7</b> 